



Bayou Woods Elementary School Moodle Portal Guide for Parents

What is Moodle?

Moodle is where St. Tammany houses all of their online textbooks and websites.

Getting started with Moodle

Go to the website <https://moodle.stpsb.org>



Welcome to Moodle!

Teachers and students use their STPSB usernames and passwords to sign on. Usernames and passwords must not be shared with others.

 [District Online Textbooks and Applications](#)

Click on the orange link (District Online Textbooks and Applications) at the bottom.
Find your child's grade in the column on the left.

TABLE OF CONTENTS

Textbooks and Applications

[Early Childhood Teacher](#)

[Resources](#)

[Kindergarten](#)

[1st Grade](#)

[2nd Grade](#)

[3rd Grade](#)

[4th Grade](#)

[5th Grade](#)

[6th Grade](#)

[7th Grade](#)

[8th Grade](#)

[High School](#)

Kindergarten through 2nd Grade will look similar to this.

2nd Grade

Textbooks



To access Math and Science Online Textbooks, please use the ConnectEd block located in the lower left section of the page.

Applications



MOBYMAX



ZEARN

To access Moby Max, Discovery Education, or Zearn, click the appropriate button. This screen will pop up.

St. Tammany Parish School District

[Not your district?](#)



Log in with LDAP

Having trouble? [Get help logging in!](#)

Click on “Log in with LDAP.”

This screen will pop up.

St. Tammany Parish School District

[Not your district?](#)

Login information

USERNAME	
PASSWORD	Show

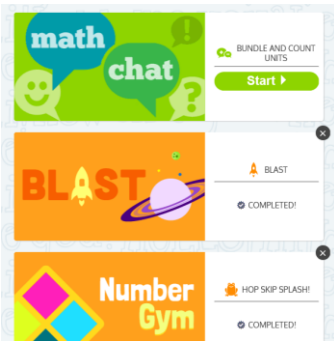
Having trouble? [Get help logging in!](#)

Log in

Have your child log in with his/her username and password. His/her teacher can get this information for you. Select the app you want.

Zearn will look something like this.

The top box tells what is next to do. The other boxes tell what your child has completed.

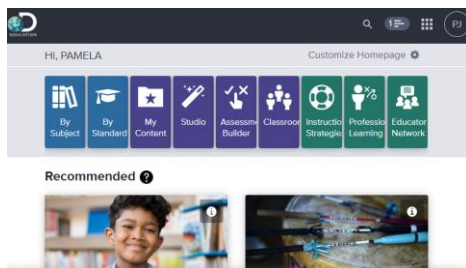


Moby Max will look something like this.



Students click on the different subjects for more practice in each.

Discovery Education will look something like this.



Students can click on videos about different topics.

To access Ready Gen, our reading series, click the appropriate button. A new sign-in screen will appear.

Sign in with your organizational account

Sign in

Have your child log in with his/her username and password. It is the same as the other one.

This screen will appear.

Classes & Products

2020 School Year

Classes

Listed under your class names, you'll see any content that's been added to the class by your teacher. Just click on a course to access it!

▼ LANG ARTS 2 Y

ReadyGEN 2016 Common Core Grade 2 [↗](#)

▶ READING 2 Y

Learning systems

Pearson eText for Schools

Dash

PEARSON **realize.**

Click the bottom button, Pearson Realize, and this screen will appear.

Go to the Browse circle. This takes you to all of the lessons.

You can access the stories, games to practice the skills, and the Reader's and Writer's Journal.

To access our science book, log in on the top right corner of this screen.



Then scroll down to the bottom left and select Connect Ed.

Select Inspire Science.

My.mheducation.com



Access your programs

A grey square button with a white icon of a book and a bookmark, and a red-bordered "Redeem" label below it.A white square card with the "Inspire Science" logo (blue "Inspire" and green "Science" with a sunburst icon) and a green checkmark in a circle at the bottom.

Then hit Launch on this screen.

The "Inspire Science" logo, featuring the word "Inspire" in blue and "Science" in green, with a sunburst icon above the "i" in "Inspire".

Ms.Justi
Inspire Science, Grade 2
Grade(s): 2
Subjects: Science
Class Code: LXVINU7T

Launch

Then you can access our science textbook.