



Bayou Woods Elementary School ReadyGen Guide for Parents

What is ReadyGen?

ReadyGen is a comprehensive core English language arts curriculum for Grades K-5 built specifically for the Common Core Standards. The program uses deliberately organized text sets and routine-based instruction.

Getting started with the ReadyGen?

In the address bar type: <https://moodle.stpsb.org/moodle/> . Click on the District Online Textbook and Application button.

Students select District Online Textbooks and Applications next to the little green book.

The screenshot shows a web browser window with the URL <https://moodle.stpsb.org/moodle/>. The page content includes the Moodle logo, the text "moodle", and "You are not logged in. (Log in)". The main heading is "STPSB e-Learning Portal". Below this is the St. Tammany Parish Public Schools logo, followed by "Welcome to Moodle!". A message states: "Teachers and students use their STPSB usernames and passwords to sign on. Usernames and passwords must not be shared with others." A green book icon is highlighted next to the text "District Online Textbooks and Applications". At the bottom, it says "You are not logged in. (Log in)" and the Moodle logo.

Students then click on the 1st Grade link on the left hand side of the page.

The screenshot shows a web browser window displaying the Moodle interface for the STPSB e-Learning Portal. The browser's address bar shows the URL: <https://moodle.stpsb.org/moodle/mod/book/view.php?id=359979>. The page header includes the Moodle logo and a login status: "You are not logged in. (Log in)".

The main content area is titled "STPSB e-Learning Portal" and contains a breadcrumb trail: Home > Site pages > District Online Textbooks and Applications. Below this is a "TABLE OF CONTENTS" sidebar with the following links: Textbooks and Applications, Early Childhood Teacher Resources, Kindergarten, 1st Grade, 2nd Grade, 3rd Grade, 4th Grade, 5th Grade, 6th Grade, 7th Grade, 8th Grade, and High School.

The main content area displays the title "District Online Textbooks and Applications" and a sub-section "Textbooks and Applications". Below the sub-section, there is a navigation instruction: "Click on your grade level in the 'Table of Contents' (left hand side) to see the online textbooks and applications available for your content." The page footer includes the login status: "You are not logged in. (Log in)" and a "Home" link.

Students then click on the ReadyGen icon

The screenshot shows a Moodle page with the following elements:

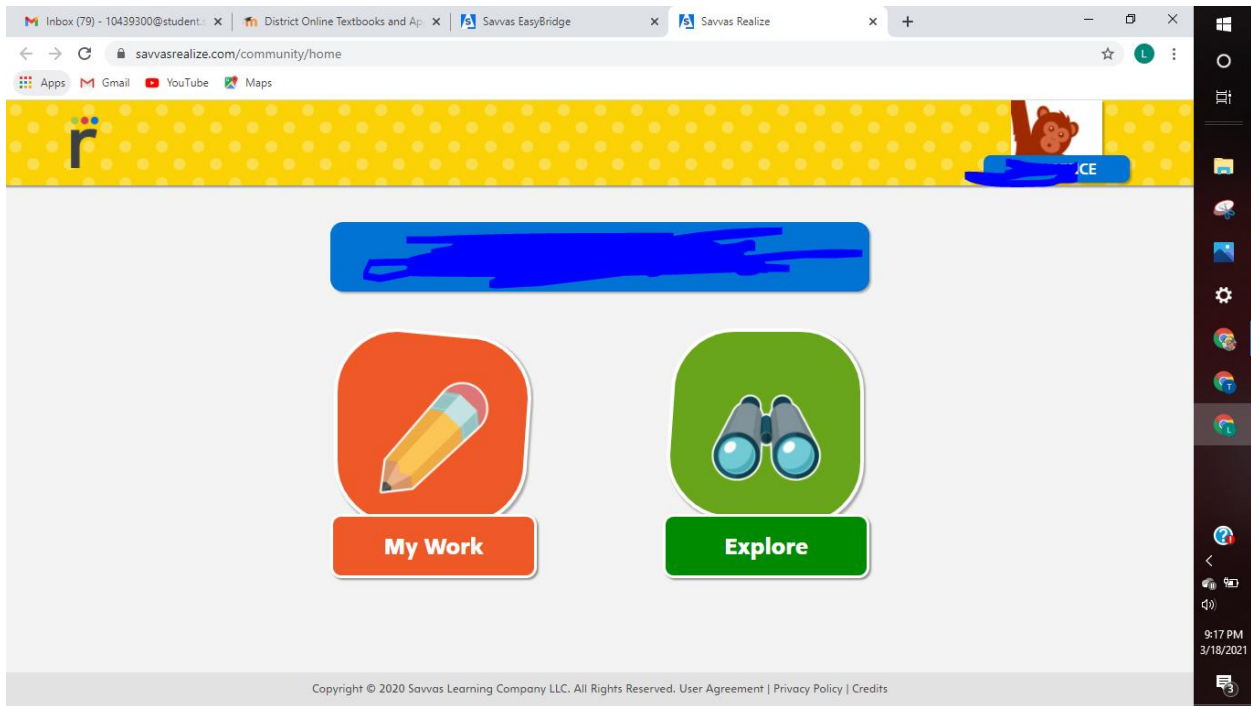
- TABLE OF CONTENTS** (left sidebar):
 - Textbooks and Applications
 - Early Childhood Teacher Resources
 - Kindergarten
 - 1st Grade**
 - 2nd Grade
 - 3rd Grade
 - 4th Grade
 - 5th Grade
 - 6th Grade
 - 7th Grade
 - 8th Grade
 - High School
- District Online Textbooks and Applications** (main header)
- 1st Grade Textbooks** (sub-header)
- ReadyGEN** icon (a blue square with a white 'R' and 'G' and a green leaf)
- Text: "To access Math and Science Online Textbooks, please use the ConnectEd block located in the lower left section of the page."
- Applications** (sub-header)
- Three application icons: **MOBYMAX** (green), **ZEARN** (yellow), and **DE** (blue with a globe).

Students then click on the link to Readygen 2016 Common Core Grade 1

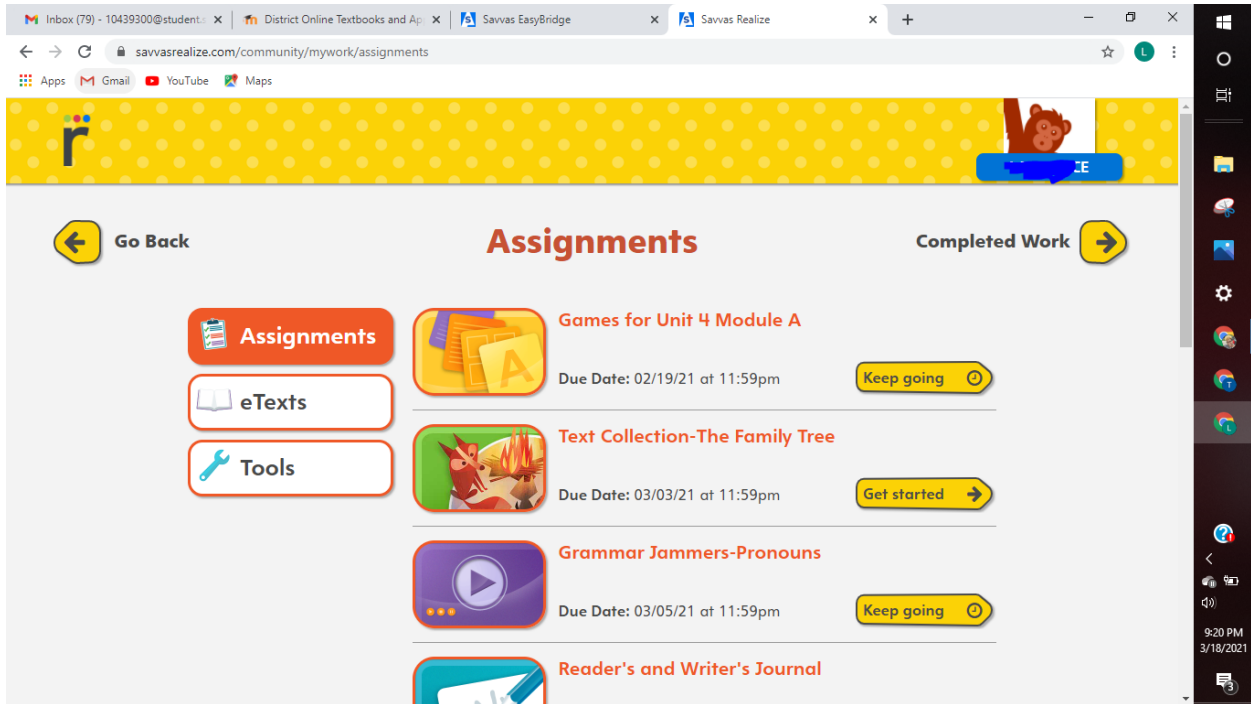
The screenshot shows the SAVVAS EasyBridge student dashboard with the following elements:

- Header: "SAVVAS EasyBridge | Plus" and "Welcome LAWRENCE | Help | Support & Training | Sign Out"
- Section: "Classes & Products" for the "2021 School Year"
- Classes** section:
 - Text: "Listed under your class names, you'll see any content that's been added to the class by your teacher. Just click on a course to access it!"
 - Class: "READING 1 Y-1" (expanded)
 - Item: "ReadyGEN 2016 Common Core Grade 1" with a link icon
- Learning systems** section:
 - Buttons for "Dash" and "SAVVAS realize."

Students then click on the My Work and Explore.



The My Work tab is for assignments, e-texts, and tools



The Explore icon is for exploring the program.

The screenshot shows a web browser window with the URL savvasrealize.com/community/explore. The page has a yellow header with a 'CE' icon and a 'Go Back' button. The main content area is titled 'Programs' and features two program cards. Both cards are labeled 'LITERACY' and show an illustration of children reading around a campfire. The first card is 'ReadyGEN 2016 Common Core Grade 1' and the second is 'MyGEN Sample'. The footer contains the text: 'Copyright © 2020 Savvas Learning Company LLC. All Rights Reserved. User Agreement | Privacy Policy | Credits'.

What does ReadyGEN look like?

Parents are welcome to click on the link below to access what the program looks like, how it works, and how their child learns while throughout the duration of the program. Here is a link to a Parent Brochure:

<https://campussuite-storage.s3.amazonaws.com/prod/750226/93147715-c5f6-11e6-b7b7-2200bd8490f/1079858/8a7186c7-37a8-11e7-8116-124f7febbf4a/file/ReadyGenParentInformationalBrochure.pdf>

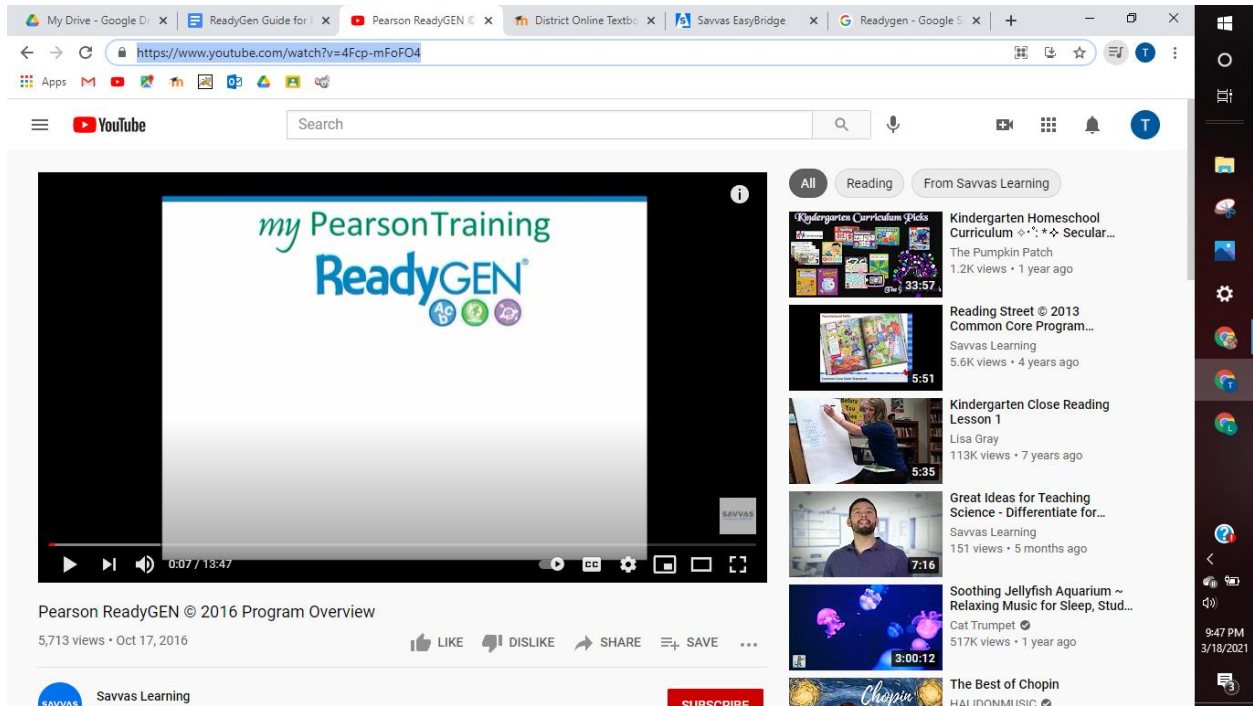
Can parents access ReadyGEN from home?

Parents can allow their child to finish assignments at home with this program. The student can read different leveled E-Text readers, decodable readers, high frequency words, grammar skills, workbook pages, and more.

More information about ReadyGEN.

You can find out more about Epic Books for kids at this link:

<https://www.youtube.com/watch?v=4Fcp-mFoFO4>



The screenshot shows a web browser window with multiple tabs open, including 'My Drive - Google D...', 'ReadyGen Guide for...', 'Pearson ReadyGEN', 'District Online Textbo...', 'Savvas EasyBridge', and 'Readygen - Google S...'. The address bar displays the URL <https://www.youtube.com/watch?v=4Fcp-mFoFO4>. The YouTube interface features a search bar and navigation icons. The main video player displays the title 'my Pearson Training ReadyGEN' with a logo that includes 'AG', 'E', and '202'. Below the video, the title 'Pearson ReadyGEN © 2016 Program Overview' is shown, along with '5,713 views · Oct 17, 2016' and interaction buttons for 'LIKE', 'DISLIKE', 'SHARE', and 'SAVE'. The channel name 'Savvas Learning' is visible at the bottom left. On the right side, a list of related videos is displayed under the 'Reading' filter, including 'Kindergarten Curriculum Packs', 'Kindergarten Homeschool Curriculum', 'Reading Street © 2013 Common Core Program...', 'Kindergarten Close Reading Lesson 1', 'Great Ideas for Teaching Science - Differentiate for...', 'Soothing Jellyfish Aquarium ~ Relaxing Music for Sleep, Stud...', and 'The Best of Chopin'.